



Re-Accredited by NAAC with 'A' Grade

**VEER NARMAD SOUTH GUJARAT UNIVERSITY**

University Campus, Udhna-Magdalla Road, SURAT - 395 007, Gujarat, India.

**વીર નર્મદ દક્ષિણ ગુજરાત યુનિવર્સિટી**

યુનિવર્સિટી કેમ્પસ, ઉધના-મગદલા રોડ, સુરત - ૩૯૫ ૦૦૭, ગુજરાત, ભારત.

Tel : +91 - 261 - 2227141 to 2227146, Toll Free : 1800 2333 011, Fax : +91 - 261 - 2227312

E-mail : info@vnsgu.ac.in, Website : www.vnsgu.ac.in

## DEPARTMENT OF ECONOMICS

No. ECO/NAACFEEDBACK/6064/2021

Dated: November 30, 2021

### Minutes Of The Meeting Held To Evaluate The Feedback By Teachers, Students And Alumni

The meeting of the Faculty Members of Department of Economics was held in the HOD's Room on the 30<sup>th</sup> of November 2021 at 3.00 PM. The agenda of the meeting was to analyse the feedback reports generated by the Department at the behest of the NAAC Committee of the university.

The agenda of this meeting was to analyze the feedback reports on curriculum for the Academic Year 2020-2021 and to decide the plan of action required.

1. Students Feedback Analysis
2. Faculty Feedback Analysis
3. Alumni Feedback Analysis

The attendance of the faculty of the department at the said meeting was as follows:

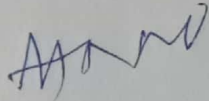
Faculty	Present/ Absent
Dr. S. Srinivasa Rao	Present
Dr. Gaurang Rami	Present
Dr. Yogeshkumar N. Vansiya	Present
Dr. Manish R. Patel	Present
Mr. Rakesh N Makwana (Adhoc)	Present

The said feedback reports were discussed and analyzed and consequently the following observations were made, decisions were taken and an action plan was proposed as follows:

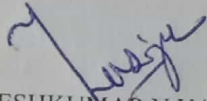
The overall feedback received from students, teachers and alumni reflects high level of satisfaction. In view of the requirements of NEP 2020 and contemporary opportunities for employability, the following changes in the curriculum emerged from the analyses and discussion:

### Proposed Actions


- To strengthen the curricular component for better coverage of the economic issues
- To strengthen the existing pedagogy in core papers to increase the relevance of the programme at the place of employment.
- To enrich the library resources by equipping textbooks in vernacular language apart from encouraging translations of important research papers which have direct bearing on the papers taught in the programme
- Introduction of Certificate courses to enhance the employability apart from bridging the existing knowledge gaps



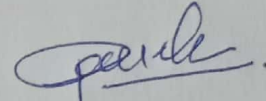
DR. S.SRINIVASA RAO



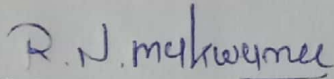
DR. YOGESHKUMAR N VANSIYA



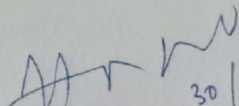
DR. GAURANG RAMI



DR. MANISH PATEL



MR. RAKESH N MAKWANA



30/11/21  
PROFESSOR AND HEAD  
DEPARTMENT OF ECONOMICS  
VEER NARMAD SOUTH GUJARAT UNIVERSITY  
SURAT.

ANNEXURE 1. STUDENTS' FEEDBACK ANALYSIS

ANNEXURE 2. FACULTY FEEDBACK ANALYSIS

ANNEXURE 3. ALUMNI FEEDBACK ANALYSIS



Re-Accredited by NAAC with 'A' Grade

**VEER NARMAD SOUTH GUJARAT UNIVERSITY**

University Campus, Udhna-Magdalla Road, SURAT - 395 007, Gujarat, India.

**વીર નર્મદ દક્ષિણ ગુજરાત યુનિવર્સિટી**

યુનિવર્સિટી કેમ્પસ, ઉધના-મગદલા રોડ, સુરત - ૩૯૫ ૦૦૭, ગુજરાત, ભારત.

Tel : +91 - 261 - 2227141 to 2227146, Toll Free : 1800 2333 011, Fax : +91 - 261 - 2227312

E-mail : info@vnsgu.ac.in, Website : www.vnsgu.ac.in

## ANNEXURE I. STUDENTS' FEEDBACK ANALYSIS

Department of Economics

Feedback received from student

Semester 1.2.3.4

*Handwritten signature*

*1-9*

**Semester – I (M.A. Economics): Feedback from students about the curriculum (Average Score)**

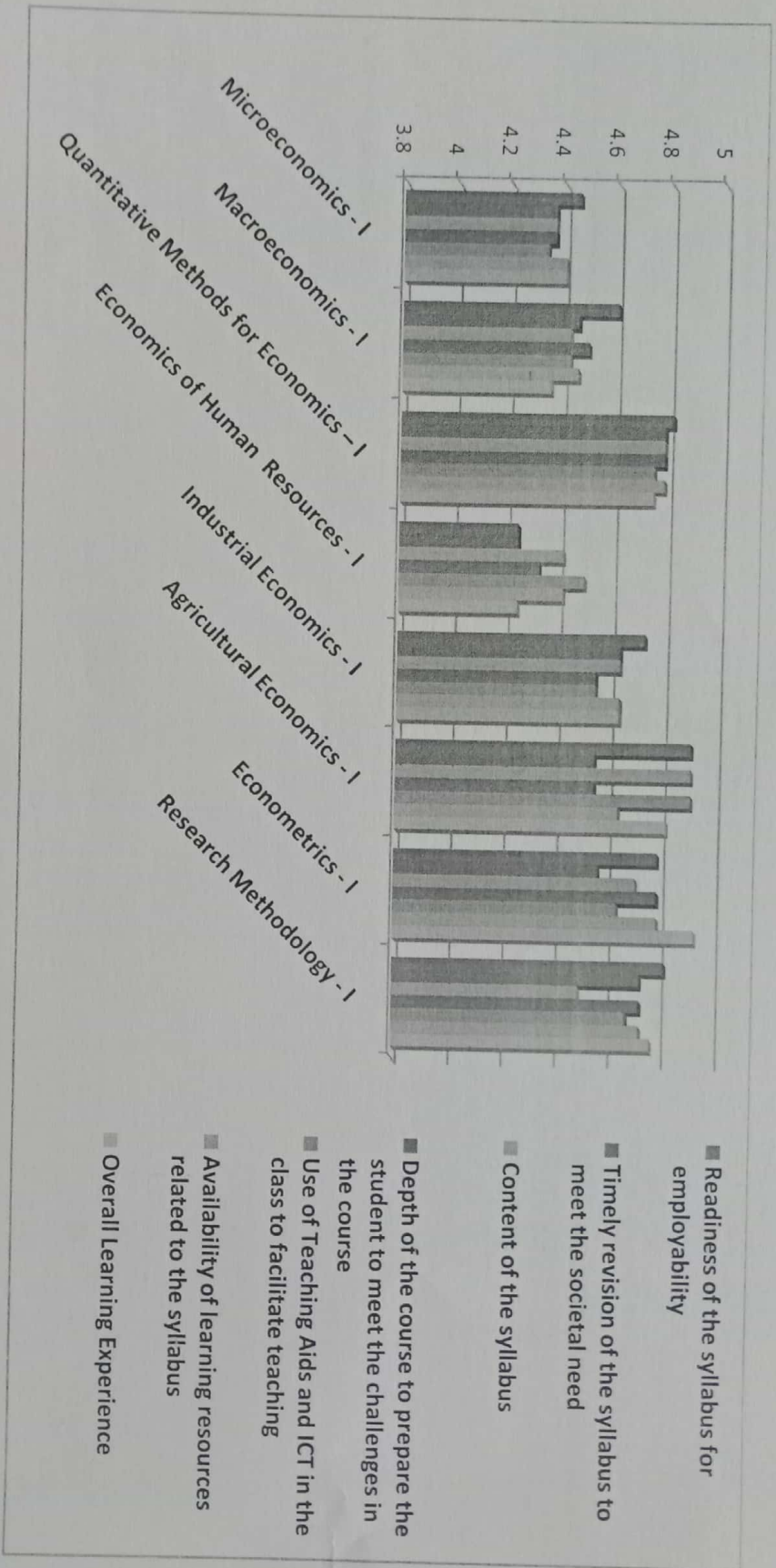
A Google form was created to get feedback from students about the curriculum. The Average Score for per items is provided in the tables and graph given below:

Semester - I	Readiness of the syllabus for employability	Timely revision of the syllabus to meet the societal need	Content of the syllabus	Depth of the course to prepare the student to meet the challenges in the course	Use of Teaching Aids and ICT in the class to facilitate teaching	Availability of learning resources related to the syllabus	Overall Learning Experience
Microeconomics - I	4.46	4.37	4.37	4.37	4.34	4.41	4.41
Macroeconomics - I	4.61	4.46	4.43	4.50	4.43	4.46	4.36
Quantitative Methods for Economics I	4.82	4.79	4.79	4.79	4.75	4.79	4.75
Economics of Human Resources - I	4.25	4.25	4.42	4.33	4.50	4.42	4.25
Industrial Economics - I	4.73	4.64	4.64	4.55	4.55	4.64	4.64
Agricultural Economics - I	4.91	4.55	4.91	4.55	4.91	4.64	4.82
Econometrics - I	4.79	4.57	4.71	4.79	4.64	4.79	4.93
Research Methodology - I	4.82	4.73	4.50	4.73	4.68	4.73	4.77

*Handwritten signature*

Semester – I (M.A. Economics): Feedback from students about the curriculum (Average Score)

Graph



Handwritten signature

**Semester – II (M.A. Economics): Feedback from students about the curriculum (Average Score)**


A Google form was created to get feedback from students about the curriculum. The Average Score for per items is provided in the tables and graph given below:

Semester - II	Readiness of the syllabus for employability	Timely revision of the syllabus to meet the societal need	Content of the syllabus	Depth of the course to prepare the student to meet the challenges in the course	Use of Teaching Aids and ICT in the class to facilitate teaching	Availability of learning resources related to the syllabus	Overall Learning Experience
Microeconomics – II	4.43	4.36	4.46	4.43	4.32	4.46	4.43
Macroeconomics – II	4.62	4.50	4.65	4.46	4.54	4.58	4.58
Quantitative Methods for Economics – II	4.74	4.71	4.71	4.74	4.71	4.65	4.71
Economics of Human Resources II	4.22	4.11	4.11	4.33	4.00	4.22	3.89
Industrial Economics – II	4.82	4.55	4.64	4.73	4.82	4.82	4.82
Agricultural Economics – II	4.29	4.24	4.33	4.19	4.05	3.95	4.24
Econometrics – II	4.85	4.85	4.92	4.92	4.85	4.92	4.92
Research Methodology - II	4.74	4.74	4.70	4.70	4.74	4.74	4.57

*Handwritten signature and date:*  
 6-5

Semester – II (M.A. Economics): Feedback from students about the curriculum (Average Score)

Graph



*Amal*

5-9

**Semester – III (M.A. Economics): Feedback from students about the curriculum (Average Score)**

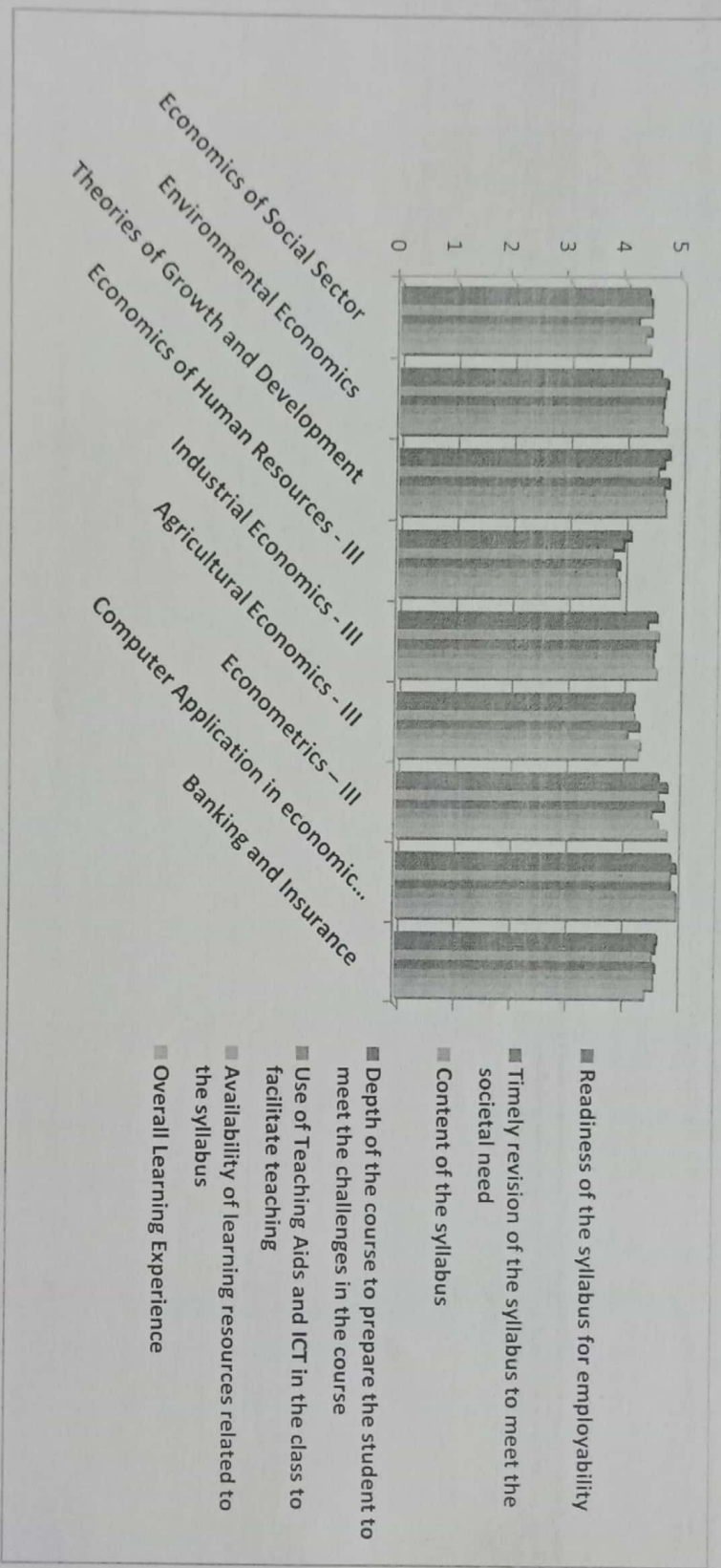
A Google form was created to get feedback from students about the curriculum. The Average Score for per items is provided in the tables and graph given below:

Semester - III	Readiness of the syllabus for employability	Timely revision of the syllabus to meet the societal need	Content of the syllabus	Depth of the course to prepare the student to meet the challenges in the course	Use of Teaching Aids and ICT in the class to facilitate teaching	Availability of learning resources related to the syllabus	Overall Learning Experience
Economics of Social Sector	4.41	4.45	4.45	4.22	4.45	4.33	4.43
Environmental Economics	4.63	4.75	4.70	4.68	4.65	4.65	4.73
Theories of Growth and Development	4.80	4.70	4.59	4.80	4.70	4.73	4.73
Economics of Human Resources - III	4.13	4.00	3.81	3.94	3.88	3.94	3.94
Industrial Economics - III	4.61	4.45	4.64	4.58	4.55	4.55	4.61
Agricultural Economics - III	4.23	4.20	4.23	4.32	4.11	4.34	4.30
Econometrics – III	4.67	4.83	4.67	4.78	4.56	4.67	4.83
Computer Application in economic analysis	4.90	5.00	4.90	4.90	5.00	5.00	5.00
Banking and Insurance	4.67	4.64	4.58	4.64	4.61	4.61	4.45

*[Handwritten signature]*  
6-9

Semester – III (M.A. Economics): Feedback from students about the curriculum (Average Score)

Graph



*Handwritten signature*  
7-9

Semester – IV (M.A. Economics): Feedback from students about the curriculum (Average Score)

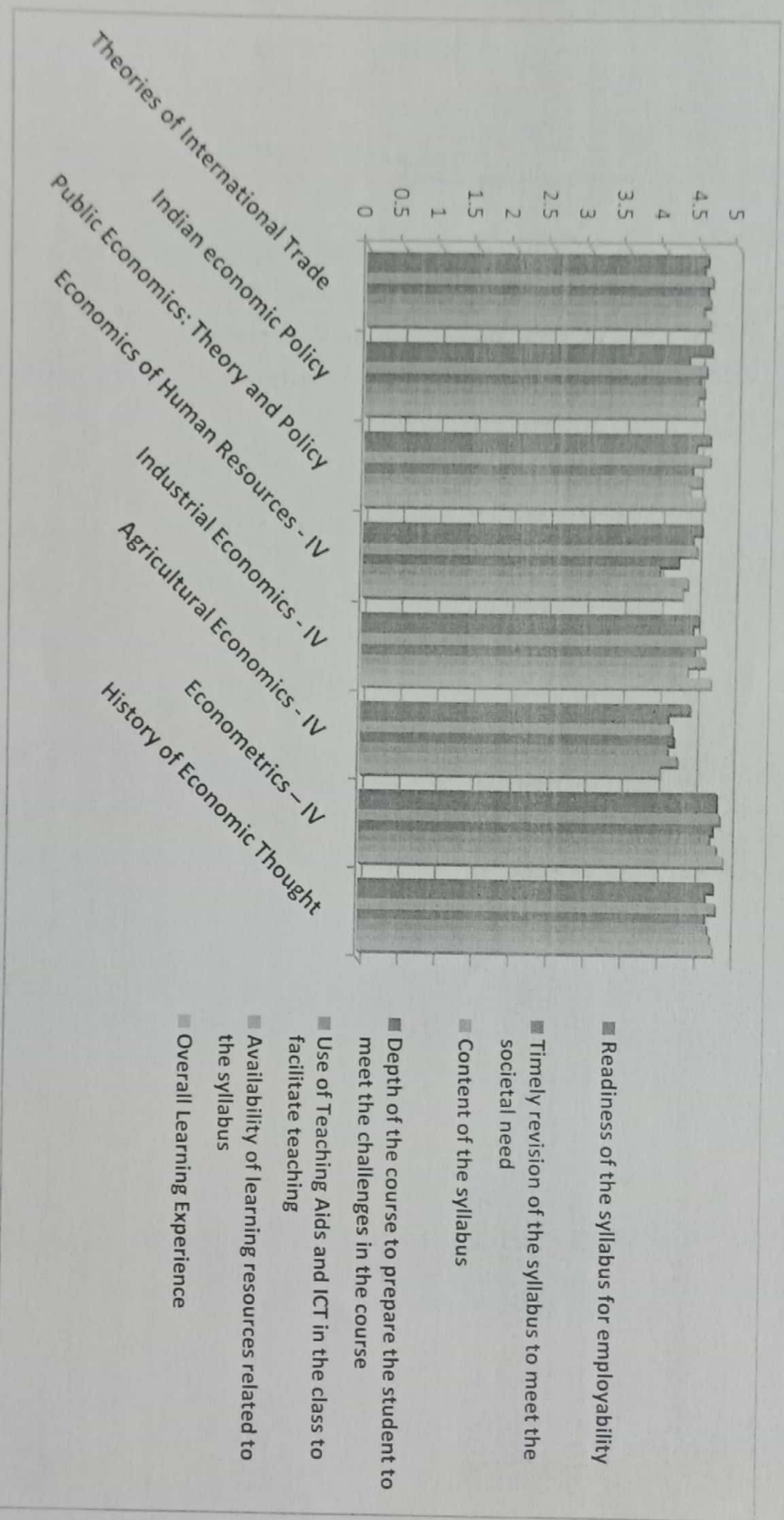
A Google form was created to get feedback from students about the curriculum. The Average Score for per items is provided in the tables and graph given below:

Semester - IV	Readiness of the syllabus for employability	Timely revision of the syllabus to meet the societal need	Content of the syllabus	Depth of the course to prepare the student to meet the challenges in the course	Use of Teaching Aids and ICT in the class to facilitate teaching	Availability of learning resources related to the syllabus	Overall Learning Experience
Theories of International Trade	4.59	4.53	4.65	4.59	4.62	4.53	4.62
Indian economic Policy	4.65	4.35	4.59	4.50	4.56	4.47	4.56
Public Economics: Theory and Policy	4.65	4.46	4.65	4.42	4.54	4.38	4.58
Economics of Human Resources - IV	4.56	4.44	4.50	4.25	4.00	4.38	4.31
Industrial Economics - IV	4.54	4.46	4.63	4.49	4.63	4.40	4.71
Agricultural Economics - IV	4.44	4.15	4.21	4.23	4.15	4.28	4.05
Econometrics – IV	4.82	4.82	4.86	4.77	4.73	4.82	4.91
History of Economic Thought	4.79	4.68	4.82	4.68	4.71	4.75	4.79

8-8

Semester – IV (M.A. Economics) : Feedback from students about the curriculum (Average Score)

Graph



- Readiness of the syllabus for employability
- Timely revision of the syllabus to meet the societal need
- Content of the syllabus
- Depth of the course to prepare the student to meet the challenges in the course
- Use of Teaching Aids and ICT in the class to facilitate teaching
- Availability of learning resources related to the syllabus
- Overall Learning Experience

PROFESSOR AND HEAD  
DEPARTMENT OF ECONOMICS  
VEER NARMAD SOCIETY'S GUJARAT UNIVERSITY  
SURVAL

*Handwritten signature and date*  
12/11/20

*Handwritten signature and number*  
9-9



Re-Accredited by NAAC with 'A' Grade

**VEER NARMAD SOUTH GUJARAT UNIVERSITY**

University Campus, Udhna-Magdalla Road, SURAT - 395 007, Gujarat, India.

**વીર નર્મદ દક્ષિણ ગુજરાત યુનિવર્સિટી**

યુનિવર્સિટી કેમ્પસ, ઉધના-મગદલ્લા રોડ, સુરત - ૩૯૫ ૦૦૭, ગુજરાત, ભારત.

Tel : +91 - 261 - 2227141 to 2227146, Toll Free : 1800 2333 011, Fax : +91 - 261 - 2227312

E-mail : info@vnsgu.ac.in, Website : www.vnsgu.ac.in

## ANNEXURE 2. FACULTY FEEDBACK ANALYSIS

Department of Economics

Feedback received from Teacher

Academic Year 2020-2021

ATW  
1-9

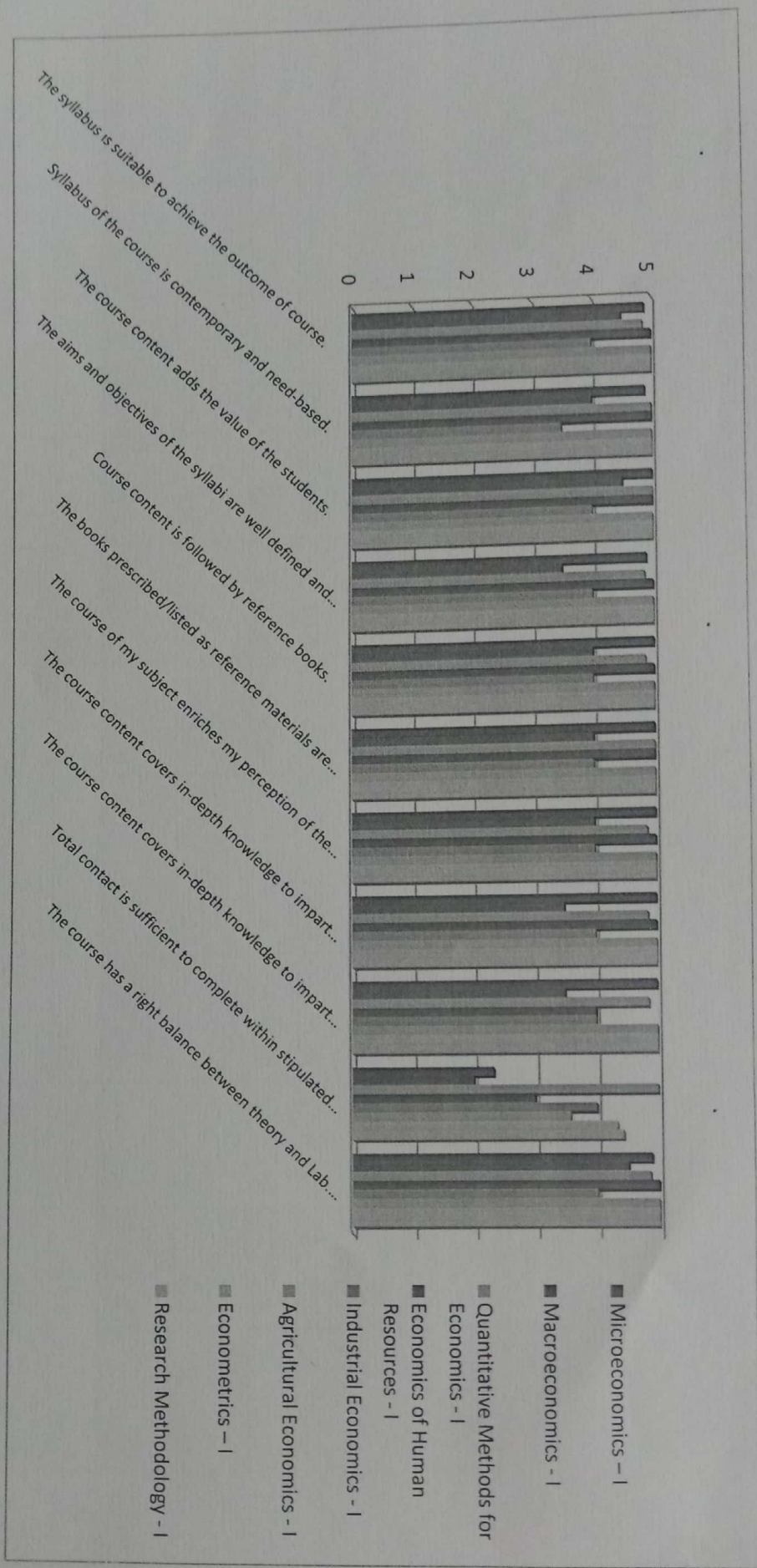
**Semester – I (M.A. Economics): Feedback from teachers about the curriculum (Average Score)**

A Google form was created to get feedback from teachers about the curriculum. The Average Score for per items is provided in the tables and graph given below:

Microeconomics - I	The syllabus is suitable to achieve the outcome of course.	Syllabus of the course is contemporary and need-based.	The course content adds the value of the students.	The aims and objectives of the syllabi are well defined and clear to teachers and students.	Course content is followed by reference books.	The books prescribed/listed as reference materials are relevant, updated, and appropriate.	The course of my subject enriches my perception of the subject area.	The course content covers in-depth knowledge to impart to the students	Total contact is sufficient to complete within stipulated time assign to cover the entire syllabus.	The course has a right balance between theory and Lab. (FOR PRACTICAL COURSES ONLY)
4.89		4.89	5.00	4.89	5.00	5.00	5.00	5.00	5.00	2.33
Macroeconomics - I										
4.50		4.00	4.50	3.50	4.00	4.00	4.00	3.50	3.50	2.00
Quantitative Methods for Economics - I										
4.86		5.00	5.00	4.86	4.86	5.00	4.86	4.86	4.86	5.00
Economics of Human Resources - I										
5.00		5.00	5.00	5.00	5.00	5.00	5.00	5.00	5.00	3.00
Industrial Economics - I										
4.00		3.50	4.00	4.00	4.00	4.00	4.00	4.00	4.00	4.00
Agricultural Economics - I										
5.00		5.00	5.00	5.00	5.00	5.00	5.00	5.00	5.00	3.57
Econometrics - I										
5.00		5.00	5.00	5.00	5.00	5.00	5.00	5.00	5.00	4.33
Research Methodology - I										
5.00		5.00	5.00	5.00	5.00	5.00	5.00	5.00	5.00	4.43

*Handwritten signature*

Semester – I (M.A. Economics): Feedback from teachers about the curriculum (Average Score)



3-9

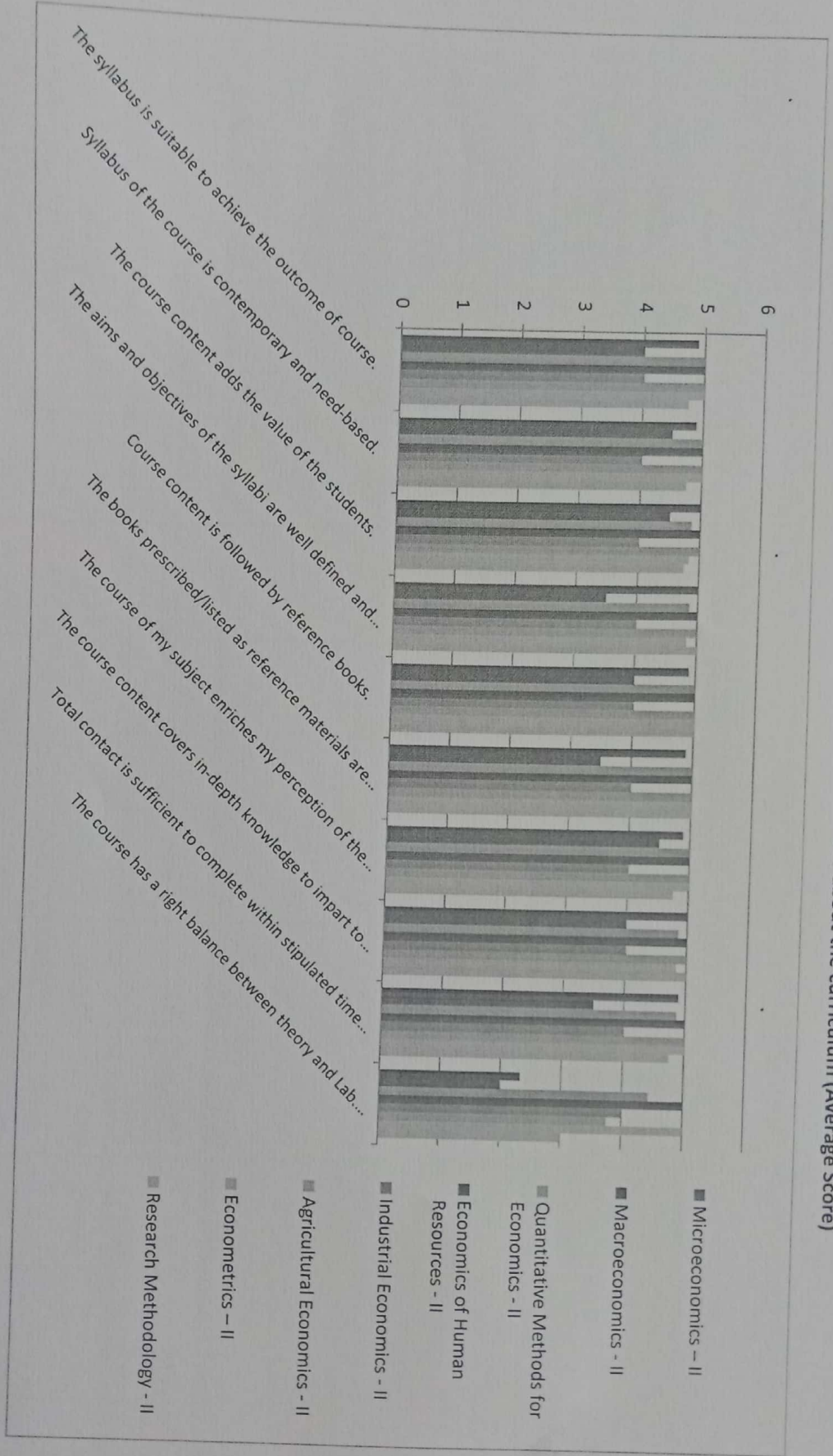
**Semester – II (M.A. Economics): Feedback from teachers about the curriculum (Average Score)**

A Google form was created to get feedback from teachers about the curriculum. The Average Score for per items is provided in the tables and graph given below:

	The syllabus is suitable to achieve the outcome of course.	Syllabus of the course is contemporary and need-based.	The course content adds the value of the students.	The aims and objectives of the syllabi are well defined and clear to teachers and students.	Course content is followed by reference books.	The books prescribed/listed as reference materials are relevant, updated, and appropriate.	The course of my subject enriches my perception of the subject area.	The course content covers in-depth knowledge to impart to the students	Total contact is sufficient to complete within stipulated time assign to cover the entire syllabus.	The course has a right balance between theory and Lab. (FOR PRACTICAL COURSES ONLY)
Microeconomics - II	4.89	4.89	5.00	5.00	4.89	4.89	4.89	5.00	4.89	2.33
Macroeconomics - II	4.00	4.50	4.50	3.50	4.00	3.50	4.50	4.00	3.50	2.00
Quantitative Methods for Economics - II	5.00	5.00	4.86	4.86	5.00	5.00	5.00	4.86	4.86	4.43
Economics of Human Resources - II	5.00	5.00	5.00	5.00	5.00	5.00	5.00	5.00	5.00	5.00
Industrial Economics - II	4.00	4.00	4.00	4.00	4.00	4.00	4.00	4.00	4.00	4.00
Agricultural Economics - II	5.00	5.00	5.00	5.00	5.00	5.00	5.00	5.00	5.00	3.75
Econometrics – II	5.00	5.00	4.83	4.83	5.00	5.00	5.00	4.83	5.00	5.00
Research Methodology - II	4.75	4.75	4.75	5.00	5.00	5.00	4.75	5.00	4.75	3.00

*Handwritten signature and date: 6-5*

Semester – II (M.A. Economics): Feedback from teachers about the curriculum (Average Score)



5-9

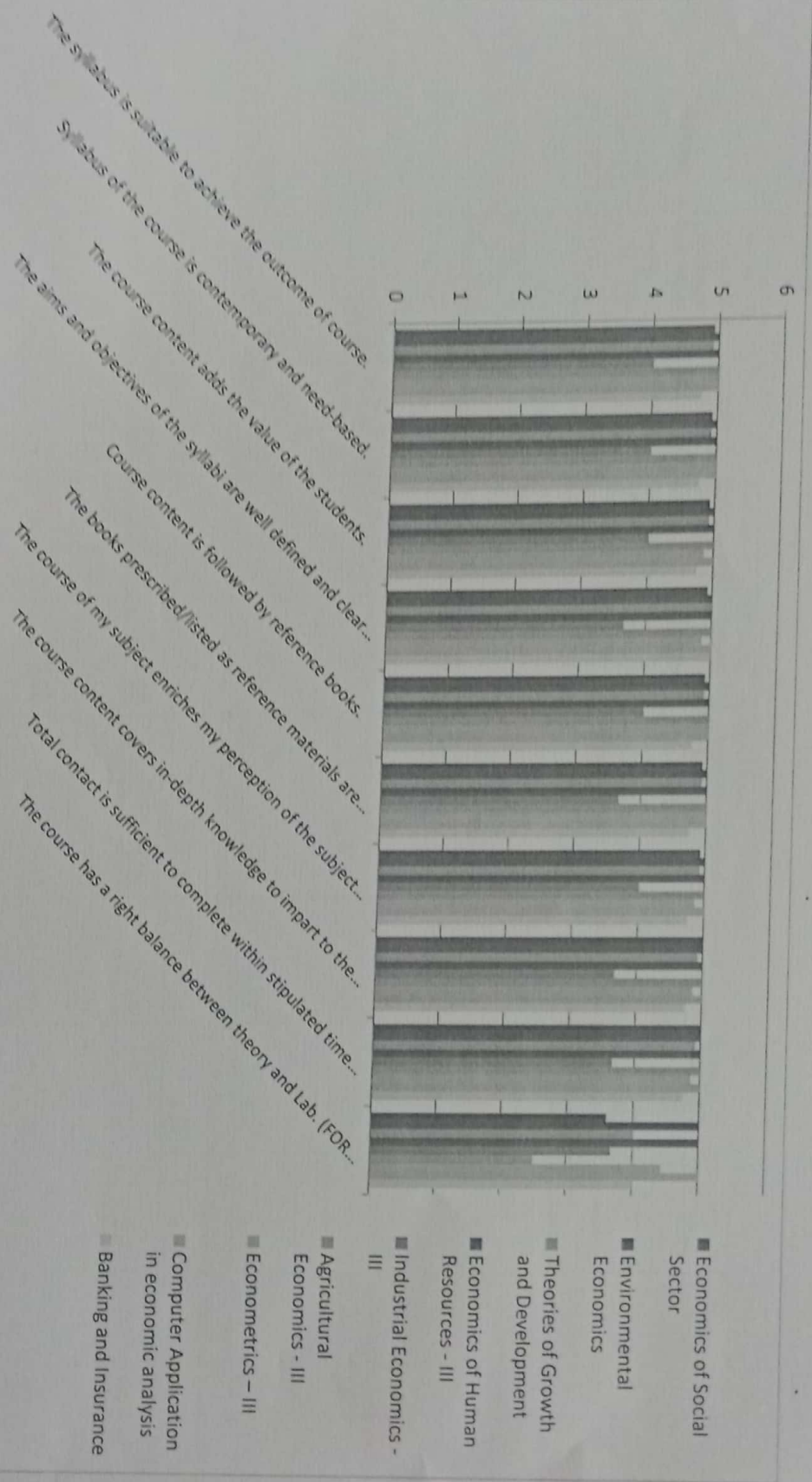
**Semester – III (M.A. Economics): Feedback from teachers about the curriculum (Average Score)**

A Google form was created to get feedback from teachers about the curriculum. The Average Score for per items is provided in the tables and graph given below:

	The syllabus is suitable to achieve the outcome of course.	Syllabus of the course is contemporary and need-based.	The course content adds the value of the students.	The aims and objectives of the syllabi are well defined and clear to teachers and students.	Course content is followed by reference books.	The books prescribed/listed as reference materials are relevant, updated, and appropriate.	The course of my subject enriches my perception of the subject area.	The course content covers in-depth knowledge to impart to the students	Total contact is sufficient to complete within stipulated time assign to cover the entire syllabus.	The course has a right balance between theory and Lab. (FOR PRACTICAL ORIENTED COURSES ONLY)
Economics of Social Sector	4.93	4.93	4.93	4.93	4.93	4.93	4.93	5.00	5.00	3.60
Environmental Economics	5.00	5.00	5.00	5.00	5.00	5.00	5.00	5.00	5.00	5.00
Theories of Growth and Development	4.92	4.92	4.92	5.00	4.92	4.92	4.92	4.92	4.92	4.00
Economics of Human Resources - III	5.00	5.00	5.00	5.00	5.00	5.00	5.00	5.00	5.00	5.00
Industrial Economics - III	4.00	4.00	4.00	3.67	4.00	3.67	4.00	3.67	3.67	3.67
Agricultural Economics - III	5.00	5.00	5.00	5.00	5.00	5.00	5.00	5.00	5.00	2.50
Econometrics – III	5.00	5.00	4.86	4.86	5.00	5.00	4.86	4.86	4.86	4.43
Computer Application in economic analysis	5.00	5.00	5.00	5.00	5.00	5.00	5.00	5.00	5.00	5.00
Banking and Insurance	4.75	4.75	4.75	5.00	4.75	4.75	4.75	4.75	4.75	4.00

*[Handwritten signature]*  
b-9

Semester – III (M.A. Economics): Feedback from teachers about the curriculum (Average Score)



*[Handwritten signature]*  
29

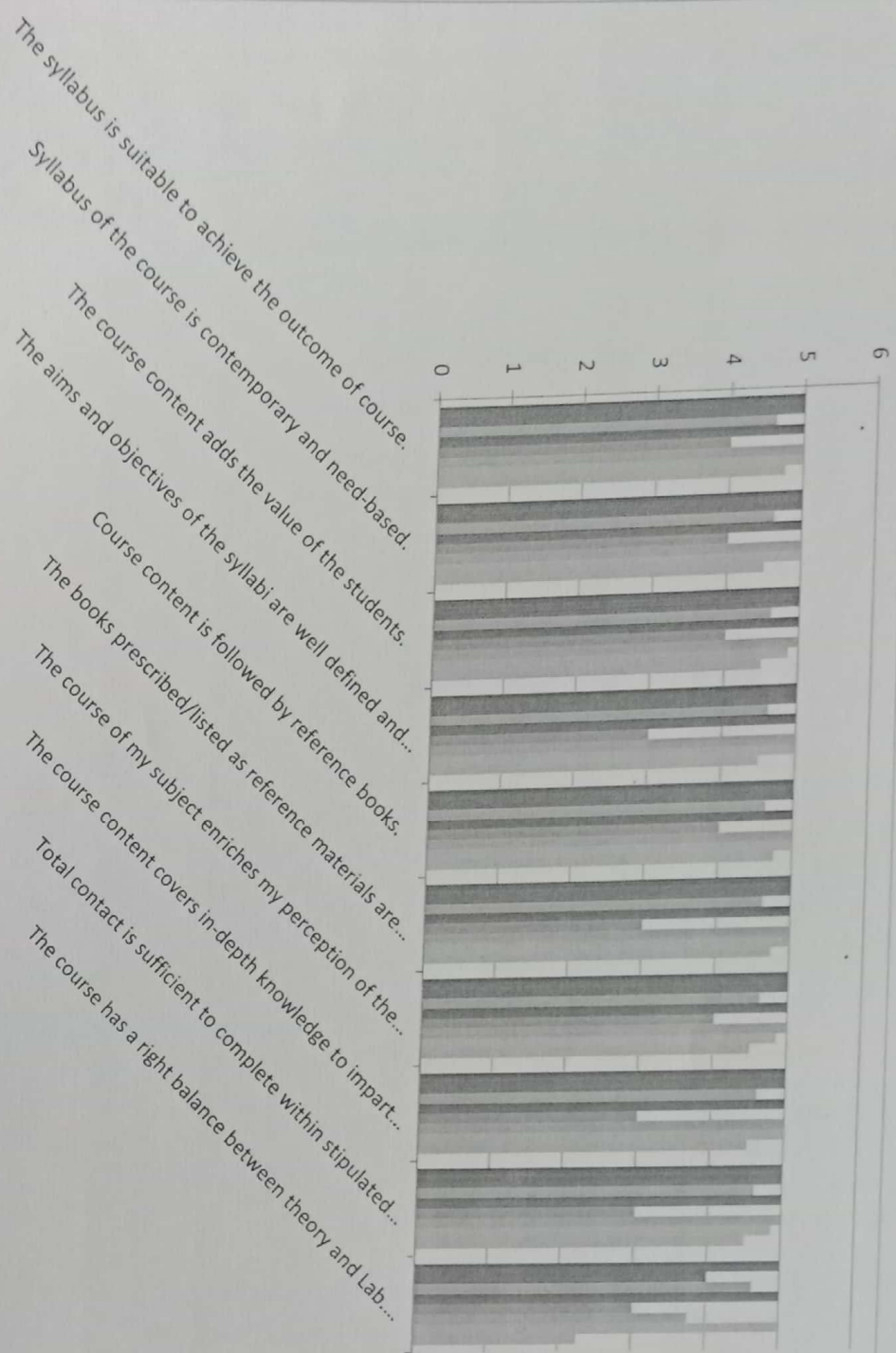
Semester – IV (M.A. Economics): Feedback from teachers about the curriculum (Average Score)

A Google form was created to get feedback from teachers about the curriculum. The Average Score for per items is provided in the tables and graph given below:

	The syllabus is suitable to achieve the outcome of course.	Syllabus of the course is contemporary and need-based.	The course content adds the value of the students.	The aims and objectives of the syllabi are well defined and clear to teachers and students.	Course content is followed by reference books.	The books prescribed/listed as reference materials are relevant, updated, and appropriate.	The course of my subject enriches my perception of the subject area.	The course content covers in-depth knowledge to impart to the students	Total contact is sufficient to complete within stipulated time assign to cover the entire syllabus.	The course has a right balance between theory and Lab. (FOR PRACTICAL ORIENTED COURSES ONLY)
Theories of International Trade	5.00	5.00	5.00	5.00	5.00	5.00	5.00	5.00	5.00	5.00
Indian economic Policy	5.00	5.00	5.00	5.00	5.00	5.00	5.00	5.00	5.00	4.00
Public Economics: Theory and Policy	4.62	4.62	4.62	4.62	4.62	4.62	4.62	4.62	4.62	4.62
Economics of Human Resources - IV	5.00	5.00	5.00	5.00	5.00	5.00	5.00	5.00	5.00	5.00
Industrial Economics - IV	4.00	4.00	4.00	3.00	4.00	3.00	4.00	3.00	3.00	3.00
Agricultural Economics - IV	5.00	5.00	5.00	5.00	5.00	5.00	5.00	5.00	5.00	3.75
Econometrics – IV	5.00	5.00	4.86	5.00	5.00	5.00	4.86	5.00	4.86	5.00
History of Economic Thought	4.75	4.50	4.50	4.50	4.75	4.75	4.50	4.50	4.50	2.25

6-8

Semester – IV (M.A. Economics): Feedback from teachers about the curriculum (Average Score)



- Theories of International Trade
- Indian economic Policy
- Public Economics: Theory and Policy
- Economics of Human Resources - IV
- Industrial Economics - IV
- Agricultural Economics - IV
- Econometrics – IV
- History of Economic Thought

PROFESSOR AND HEAD  
 DEPARTMENT OF ECONOMICS  
 VEER NARMAD SOUTH GUJARAT UNIVERSITY  
 SURAT.

*[Handwritten signature]*  
 9-9



Re-Accredited by NAAC with 'A' Grade

**VEER NARMAD SOUTH GUJARAT UNIVERSITY**

University Campus, Udhna-Magdalla Road, SURAT - 395 007, Gujarat, India.

**વીર નર્મદ દક્ષિણ ગુજરાત યુનિવર્સિટી**

યુનિવર્સિટી કેમ્પસ, ઉદ્ધના-મગદલ્લા રોડ, સુરત - ૩૯૫ ૦૦૭, ગુજરાત, ભારત.

Tel : +91 - 261 - 2227141 to 2227146, Toll Free : 1800 2333 011, Fax : +91 - 261 - 2227312

E-mail : info@vnsgu.ac.in, Website : www.vnsgu.ac.in

### ANNEXURE 3. ALUMNI FEEDBACK ANALYSIS

Department of Economics

Feedback received from Alumni

Academic Year 2020-2021


*Handwritten signature*  
1-2

Department of Economics: Feedback from Alumni (Average Score out of 5)

A Google form was created to get feedback from alumni about the curriculum. The Average Score for per items is provided in the tables and graph given below:

1. How would you rate the curriculum prescribed for your degree during your study in the Department?	2. How would you rate the quality of education imparted in the department?	3. How would you rate the delivery of the content of the course?	4. How would you rate the course curriculum for fulfilling your expectations?	5. How would you rate the academic initiatives taken by the department to bridge the gap between job sectors & academia?	6. How would you rate the relevance of your degree to your present job?	7. How would you rate new skills learnt in the course of your study outside the curriculum?	8. How has the curriculum helped you to manage your interpersonal relations?	9. How would you rate the range of the courses included in the curriculum?	10. How do you rate development activities organized by the university department for your overall development?
4.79	4.90	4.81	4.76	4.76	4.73	4.67	4.78	4.75	4.82

Department of Economics: Feedback from Alumni (Average Score out of 5)



2-2

PROFESSOR AND HEAD  
DEPARTMENT OF ECONOMICS  
VEER NARMAD SOUTH GUJARAT UNIVERSITY  
SURAT

*[Handwritten Signature]*